

VMware vSphere: Install, Configure, Manage [V7]

VMWare vSphere: Install, Configure, Manage [v7]



About this Course

- This five-day course features intensive hands-on training that focuses on installing, configuring, and managing VMware vSphere® 7, which includes VMware ESXi™ 7 and VMware vCenter Server® 7. This course prepares you to administer a vSphere infrastructure for an organization of any size. This course is the foundation for most of the other VMware technologies in the software-defined data center.
-

Course Goals/Skills

- Describe the software-defined data center (SDDC)
 - Explain the vSphere components and their function in the infrastructure
 - Install and configure VMware ESXi™ hosts
 - Deploy and configure VMware vCenter® Server Appliance™
 - Use VMware vSphere® Client™ to manage the vCenter Server inventory and the vCenter Server configuration
 - Manage, monitor, back up, and protect vCenter Server Appliance
 - Create virtual networks with vSphere standard switches
 - Describe the storage technologies supported by vSphere
 - Configure virtual storage using iSCSI and NFS storage
 - Create and manage VMware vSphere® VMFS datastores
 - Use the vSphere Client to create virtual machines, templates, clones, and snapshots
 - Create a content library and deploy virtual machines from templates in the library
 - Manage virtual machine resource use
 - Migrate virtual machines with VMware vSphere® vMotion® and VMware vSphere® Storage vMotion®
 - Create and manage a vSphere cluster that is enabled with VMware vSphere® High Availability and VMware vSphere® Distributed Resource Scheduler™
 - Discuss solutions for managing the vSphere life cycle
 - Use VMware vSphere® Update Manager™ to apply patches and perform upgrades to ESXi hosts and virtual machines
-

Audience

- System administrators
- System engineers

Course Format:

<input type="checkbox"/>	<input type="checkbox"/>
Присъствен (Classroom) Курс в Учебната ни зала или В Офис на Клиент	Онлайн (Online/Virtual) Курс във виртуална зала с инструктор

Course Language Option:

<input type="checkbox"/>	<input type="checkbox"/>
Български (Bulgarian)	Английски (English)

Student Guides:





Course Materials: Digital Format. Lifetime Access.
Official Learning Material from Check Point.

Lab Environment:



Lab: Individual Environment for each Delegate.

At Course Completion:

	
Lifetime Access - Video Archive 24/7	Certificate of Course Completion

Course Duration



- 5 work days (09:00/10:00 – 17:00/18:00)

or

- **40 learning hours after hours, for 2 weeks**
- sat and sun 10:00 – 14:00, 14:00 – 18:00, 18:00 –

22:00

- mon and wed 19:00 – 23:00
- tue and thu 19:00 – 23:00

Payments:



Course Calendar:




Jul 1

1 July 2024 @ 09:00 - 5 July 2024 @ 17:00 EEST 


[VMware Horizon: Deploy and Manage \[V8.8\]](#)

Jul 15

15 July 2024 @ 09:00 - 19 July 2024 @ 17:00 EEST 

[VMware vSphere: Install, Configure, Manage \[v8\]](#)

Jul 17

17 July 2024 @ 09:00 - 19 July 2024 @ 17:00 EEST 


[VMware vSphere: Design \[V8\]](#)

Aug 5

5 August 2024 @ 09:00 - 9 August 2024 @ 17:00 EEST 

VMware Horizon: Deploy and Manage [V8.8]

Aug 19

19 August 2024 @ 09:00 - 23 August 2024 @ 17:00 EEST 

VMware vSphere: Install, Configure, Manage [v8]

[View Calendar](#)