

# **Juniper Networks – Introduction to JunOS (IJOS)**

## **Juniper Networks: IJOS Introduction to JunOS for JN0-102 Exam**

---

### **About this Course:**

- This three-day course provides students with the foundational knowledge required to work with the Junos operating system and to configure Junos devices. The course provides a brief overview of the Junos device families and discusses the key architectural components of the software. Key topics include user interface options with a heavy focus on the command-line interface (CLI), configuration tasks typically associated with the initial setup of devices, interface configuration basics with configuration examples, secondary system configuration, and the basics of operational monitoring and maintenance of Junos devices. The course then delves into foundational routing knowledge and configuration examples including general routing concepts, routing policy, and firewall filters. Through demonstrations and hands-on labs, students will gain experience in configuring and monitoring the Junos OS and monitoring basic device operations

---

## Course Goals:

- Describe the basic design architecture of the Junos OS.
  - Navigate within the Junos CLI.
  - Perform tasks within the CLI operational and configuration modes.
  - Restore a Junos device to its factory-default state.
  - Perform initial configuration tasks.
  - Configure and monitor network interfaces.
  - Describe user configuration and authentication options.
  - Perform secondary configuration tasks for features and services such as system logging (syslog) and tracing, Network Time Protocol (NTP), configuration archival, and SNMP.
  - Monitor basic operation for the Junos OS and devices.
  - Identify and use network utilities.
  - Upgrade the Junos OS.
  - Perform file system maintenance and password recovery on a Junos device.
  - Navigate within the Junos J-Web interface.
  - Explain basic routing operations and concepts.
  - View and describe routing and forwarding tables.
  - Configure and monitor static routing.
  - Configure and monitor OSPF.
  - Describe the framework for routing policy and firewall filters.
  - Explain the evaluation of routing policy and firewall filters.
  - Identify instances where you might use routing

policy.

- Write and apply a routing policy.
- Identify instances where you might use firewall filters.
- Write and apply a firewall filter.
- Describe the operation and configuration for unicast reverse path forwarding (RPF).

---

## Audience:

- This course benefits individuals responsible for configuring and monitoring devices running the Junos OS.

---

## Course Format:

<input type="checkbox"/>	<input type="checkbox"/>
<b>Присъствен (Classroom)</b> Курс в Учебната ни зала или В Офис на Клиент	<b>Онлайн (Online/Virtual)</b> Курс във виртуална зала с инструктор

---

## Course Language Option

<input type="checkbox"/>	<input type="checkbox"/>
<b>Български (Bulgarian)</b>	<b>Английски (English)</b>

You can choose the language in which the training will be conducted – Bulgarian or English. All our instructors are fluent in English.

---

## **Student Guides:**



The training materials are available in electronic format. They can be used online / offline on any device. Lifetime access.

---



## **Lab Environment:**



Each student has their own lab environment where the exercises are conducted, part of the course. You do not need to install software on a computer or special hardware requirements. Participants in a face-to-face format in our Training Center have an individual computer during the training.

---

## At Course Completion:

	
<b>Lifetime Access - Video Archive 24/7</b>	<b>Certificate of Course Completion</b>

Lifetime access to a video archive with recording of each individual lecture.

Official internationally recognized certificate for completed training course.

---

## Course Duration:



- 5 working days (09:00 – 17:00)  
or
  - 40 hours training (theory and practice) in non-working hours lasting 4 weeks  
Saturday and Sunday 10:00 – 14:00, 14:00 – 18:00, 18:00 – 22:00  
Monday and Wednesday 19:00 – 23:00  
Tuesday and Thursday 19:00 – 23:00
- 

## Payments:




An application for an invoice is accepted at the time of enrollment in the respective course.

An invoice is issued within 7 days of confirming the payment.

---

## Next Class:

Jul 1

1 July 2024 @ 09:00 - 3 July 2024 @ 17:00 EEST 

[\*\*PRINCE2 – Foundation 7th Edition \(new 2023\)\*\*](#)

Jul 1

1 July 2024 @ 09:00 - 3 July 2024 @ 18:00 EEST 


[\*\*CCSA- Check Point Certified Security Administrator \(CCSA\) R81.10 – Updated November 2021\*\*](#)

Jul 1

1 July 2024 @ 09:00 - 4 July 2024 @ 17:00 EEST 


[\*\*AZ-800T00: Administering Windows Server Hybrid Core Infrastructure\*\*](#)

Jul 1

1 July 2024 @ 09:00 - 5 July 2024 @ 17:00 EEST 

[\*\*VMware Horizon: Deploy and Manage \[V8.8\]\*\*](#)

Jul 3

3 July 2024 @ 09:00 - 5 July 2024 @ 17:00 EEST 

# ITIL® 4 Strategist Direct Plan and Improve (DPI)

[View Calendar](#)

For more information, use the contact format. We will contact you to confirm the data.

---

## **Prerequisites:**

- Students should have basic networking knowledge and an understanding of the Open Systems Interconnection (OSI) reference model and the TCP/IP protocol suite.
- 

**This Class will teach you how to pass the following exams:**

- JN0-102 – JNCIA Junos
- Може да се сертифицирате в нашия тест център.