

# **EDU-220: Palo Alto Networks: Panorama 10.0: Managing Firewalls at Scale**

## **EDU-220: Palo Alto Networks: Panorama 10.0: Managing Firewalls at Scale**

---

### **About this Course:**

- The Palo Alto Networks Panorama 10.0: Managing Firewalls at Scale (EDU-220) course is two days of instructor-led training that will help you:
    - Learn how to configure and manage the next-generation Panorama™ management server
    - Gain experience configuring templates (including template variables) and device groups
    - Gain experience with administration, log collection, and logging and reporting
    - Become familiar with planning and design considerations for Panorama deployment
-

## Course Goals/Skills:

- Module 1 : Initial Configuration
  - Module 2 : Adding Firewalls
  - Module 3 : Templates
  - Module 4 : Device Groups
  - Module 5 : Administrative Accounts
  - Module 6 : Log Forwarding and Collection
  - Module 7 : Aggregated Monitoring and Reporting
  - Module 8 : Troubleshooting
- 

## Audience:



- Security Engineers, Security Administrators, Security Operations Specialists, Security Analysts, Network Engineers and Support Staff.
- 

## Course Format:

<input type="checkbox"/>	<input type="checkbox"/>
<b>Присъствен (Classroom)</b> Курс в Учебната ни зала или В Офис на Клиент	<b>Онлайн (Online/Virtual)</b> Курс във виртуална зала с инструктор

---

## Course Language Option

	
<b>Български (Bulgarian)</b>	<b>Английски (English)</b>

You can choose the language in which the training will be conducted – Bulgarian or English. All our instructors are fluent in English.

---

## **Student Guides:**



The training materials are available in electronic format. They can be used online / offline on any device. Lifetime access.

---

## **Lab Environment:**



Each student has their own lab environment where the exercises are conducted, part of the course.



You do not need to install software on a computer or special hardware requirements.

Participants in a face-to-face format in our Training Center have an individual computer during the training.

---

## At Course

### Completion:

	
<b>Lifetime Access - Video Archive 24/7</b>	<b>Certificate of Course Completion</b>

Lifetime access to a video archive with recording of each individual lecture.

Official internationally recognized certificate for completed training course.

---

### Course Duration:



- 2 working days (09:00 – 17:00)
- or 16 h training (theory and practice) in non-working hours lasting 1 week
- Saturday and Sunday 10:00 – 14:00, 14:00 – 18:00, 18:00 – 22:00
- Monday and Wednesday 19:00 – 23:00
- Tuesday and Thursday 19:00 – 23:00

---

## Payments:



An application for an invoice is accepted at the time of enrollment in the respective course.

An invoice is issued within 7 days of confirming the payment.

---

## Next Class:



- There are no upcoming events.

For more information, use the contact form.

We will contact you to confirm the dates.

---

## Prerequisites:

- Familiar with basic networking concepts including routing, switching, and IP addressing.
- Familiar with basic security concepts. Experience with other security technologies (IPS, proxy, and content filtering) is a plus.

---

## The course prepares for the following certification levels

- **PCNSE** – Palo Alto Networks Certified Network Security Engineer