

CCSA – Check Point Certified Security Administrator (CCSA) R81.10

156-215.80 – Check Point Certified Security Administrator (CCSA) R81.10 – Updated November 2021



Authorized Training Center (ATC)

ATC partners are regulated by Check Point to ensure the consistent delivery of high-quality learning experience. This mandates that our delivery utilizes vendor accredited courseware, certified instructors offering real-world experience, digital labs and high-class facilities.

We deliver public and private instructor-led learning services, which can be delivered both face to face in a classroom, virtually online or a combination of the two. Additionally, we provide a range of digital learning solutions including e-learning.

Delivery options include the ability to support standard vendor certification, bespoke and tailored content, ensuring we meet the needs of the learner and organization.

About this Course

- Three-day course covers everything you need to start-up, configure and manage daily operations of Check Point Security Gateway and Management Software Blades systems on the GAIa operating system.
-

Course Goals/Skills

- Know how to perform periodic administrator tasks
 - Describe the basic functions of the Gaia operating system
 - Recognize SmartConsole features, functions, and tools
 - Describe the Check Point Firewall infrastructure
 - Understand how SmartConsole is used by administrators to grant permissions and user access
 - Learn how Check Point security solutions and products work and how they protect networks
 - Understand licensing and contract requirements for Check Point security products
 - Describe the essential elements of a Security Policy
 - Understand the Check Point policy layer concept
 - Understand how to enable the Application Control and URL Filtering software blades to block access to various applications
 - Describe how to configure manual and automatic NAT

- Identify tools designed to monitor data, determine threats and recognize opportunities for performance improvements
 - Identify SmartEvent components used to store network activity logs and identify events
 - Know how Site-to-Site and Remote Access VPN deployments and communities work
 - Explain the basic concepts of ClusterXL technology and its advantages
-

Intended Audience

- Technical professionals who need to deploy and manage Endpoint Security within their security environment.
-

Course Format

✘	✘
Присъствен (Classroom) Курс в Учебната ни зала или В Офис на Клиент	Онлайн (Online/Virtual) Курс във виртуална зала с инструктор

Course Language Option:

<input type="checkbox"/>	<input type="checkbox"/>
Български (Bulgarian)	Английски (English)

You can choose the language in which the training will be conducted – Bulgarian or English. All our instructors are fluent in English.

Student Guides:



The training materials are available in electronic format. They can be used online / offline on any device. Lifetime access.

Lab Environment:



Each student has their own lab environment where the exercises are conducted, part of the course. You do not need to install software on a computer or special hardware requirements.

Participants in a face-to-face format in our Training Center have an individual computer during the training.


Course Duration

- 3 working days (09:00 – 17:00 / 9:00 am – 5:00 pm) UTC +2 (contact us for another Time Zone)

or

- **24 learning hours after hours (2 weeks, classes are held 2 times a week in one of the following options):**
- Sat. and Sun. 10:00 – 14:00 or 14:00 – 18:00 or 18:00 – 22:00
- Mon. and Wed. 19:00 – 23:00
- Tue. or Thu. 19:00 – 23:00

Payments



[You can enroll with your Check Point Learning Credits.](#)


If you are Check Point Partner you can also get free training via the [Co-op Program](#). Check your eligibility and request funds [here](#) or For any further questions or additional assistance, please E-Mail: Coop@checkpoint.com

We provide Invoices for Company Sponsored Trainings.

Invoices can be requested up to 7 days after the payment.

Course Schedules

Jul 1

1 July 2024 @ 09:00 - 3 July 2024 @ 18:00 EEST 


[CCSA- Check Point Certified Security Administrator \(CCSA\) R81.10 – Updated November 2021](#)

Jul 4

4 July 2024 @ 11:00 - 5 July 2024 @ 19:00 EEST 


[Check Point Certified Troubleshooting Administrator \(CCTA\) on R81.20](#)

Jul 8

8 July 2024 @ 09:00 - 10 July 2024 @ 18:00 EEST 

[CCSE – Check Point Certified Security Expert \(CCSE\)](#)

Jul 11

11 July 2024 @ 09:00 - 12 July 2024 @ 18:00 EEST 

[CCTE- Check Point Certified Troubleshooting Expert version R81.10](#)

Aug 1

1 August 2024 @ 11:00 - 2 August 2024 @ 19:00 EEST 

[Check Point Certified Troubleshooting](#)

Administrator (CCTA) on R81.20

[View Calendar](#)

If you dont see a date, contact us.

All classes are confirmed individually after enrollment.

Course Objectives:

- Identify key components and configurations
- Create and confirm administrator users for the domain
- Validate existing licenses for products installed on your network
- Create and modify Check Point Rule Base objects
- Demonstrate how to share a layer between Security Policies
- Analyze network traffic and use traffic visibility tools
- Monitor Management Server States using SmartConsole
- Demonstrate how to run specific SmartEvent reports
- Configure a SmartEvent server to monitor relevant patterns
- Configure and deploy a site-to-site VPN
- Configure and test ClusterXL with a High Availability configuration
- Understand how to use CPView to gather gateway information
- Perform periodic tasks as specified in administrator job descriptions
- Test VPN connection and analyze the tunnel traffic
- Demonstrate how to create custom reports
- Demonstrate how to configure event Alerts in SmartEvent
- Utilize various traffic visibility tools to maintain Check Point logs