

AZ-305 – Designing Microsoft Azure Infrastructure Solutions (AZ-305T00)

**Microsoft Official Course
(MOC)**

AZ-305-T00 Designing Microsoft Azure Infrastructure Solutions (Updated 2021)



This Course Replaces AZ-303-T00 and AZ-304-T00 (Exams AZ-303 and AZ-304), starting November 2021 will be the only requirement for obtaining the Microsoft Certified: Azure Solutions Architect Expert

About this Course:

- Learn how to manage security and identity within the context of Azure. Also, you'll be introduced to multiple SaaS services available in Azure that for integration into existing Azure solutions.

- Learn to Compare and contrast various database options on Azure, identify data streaming options for large-scale data ingest, and identify longer-term data storage options.
 - Learn how to deploy an ARM template to a resource group, author a complex deployment using the Azure Building Blocks tools, and integrate an API or Logic App with the API Management service.
 - Learn how to Describe DNS and IP strategies for VNETs in Azure, compare connectivity options for ad-hoc and hybrid connectivity, distribute network traffic across multiple loads using load balancers, and design a hybrid connectivity scenario between cloud and on-premise.
-

Course Goals/Skills:

- Integrate their existing solutions with external identity providers using Azure AD B2B or B2C.
- Design a hybrid identity solution.
- Determine when to use advanced features of Azure AD such as Managed Service Identity, MFA and Privileged Identity Management.
- Secure application secrets using Key Vault.
- Secure application data using SQL Database and Azure Storage features.
- Detail the various APIs available in Cognitive Services.
- Identify when to use the Face API, Speech API or Language Understanding (LUIS) service.
- Describe the relationship to Bot Framework and Azure Bot Services.
- Determine the ideal pricing option for Azure Storage based on a solution's requirements.
- Identify performance thresholds for the Azure Storage

service.

- Determine the type of Storage blobs to use for specific solution components.
- Use the Azure Files service for SMB operations.
- Identify solutions that could benefit from the use of StorSimple physical or virtual devices.
- Compare and contrast monitoring services for applications, the Azure platform, and networking.
- Design an alert scheme for a solution hosted in Azure.
- Select the appropriate backup option for infrastructure and data hosted in Azure.
- Automate the deployment of future resources for backup recovery or scaling purposes.
- Create a resource group.
- Add resources to a resource group.
- Deploy an ARM template to a resource group Integrate an API or Logic App with the API Management service.
- Design an App Service Plan or multi-region deployment for high performance and scale.
- Integrate an API or Logic App with the API Management service.
- Design an App Service Plan or multi-region deployment for high performance and scale.
- Describe various patterns pulled from the Cloud Design Patterns.
- Distribute network traffic across multiple loads using load balancers.
- Design a hybrid connectivity scenario between cloud and on-premise.
- Design an availability set for one or more virtual machines.
- Describe the differences between fault and update domains.
- Author a VM Scale Set ARM template.

Audience:

- Successful Cloud Solutions Architects begin this role with practical experience with operating systems, virtualization, cloud infrastructure, storage structures, billing, and networking.
-

Course Format:

<input type="checkbox"/>	<input type="checkbox"/>
Присъствен (Classroom) Курс в Учебната ни зала или В Офис на Клиент	Онлайн (Online/Virtual) Курс във виртуална зала с инструктор

Course Language Option:

<input type="checkbox"/>	<input type="checkbox"/>
Български (Bulgarian)	Английски (English)

You can choose the language in which the training will be conducted – Bulgarian or English. All our instructors are fluent in English.

Student Guides:



The training materials are available in electronic format. They can be used online / offline on any device. Lifetime access.

Lab Environment:



Each student has their own lab environment where the exercises are conducted, part of the course. You do not need to install software on a computer or special hardware requirements. Participants in a face-to-face format in our Training Center have an individual computer during the training.

At Course Completion:

Lifetime Access - Video Archive 24/7	Certificate of Course Completion

Lifetime access to a video archive with recording of each individual lecture.

Official internationally recognized certificate for completed training course.

Duration

- 4 working days (09:00 – 17:00)
 - or
 - 32 h. training (theory and practice) in overtime with a duration of 3.5 weeks
 - Saturday and Sunday 10:00 – 14:00, 14:00 – 18:00, 18:00 – 22:00
 - Monday and Wednesday 19:00 – 23:00
 - Tuesday and Thursday 19:00 – 23:00
-

Payment




An application for an invoice is accepted at the time of enrollment in the respective course.

An invoice is issued within 7 days of confirming the payment.


Upcoming Courses

Jul 1

1 July 2024 @ 09:00 - 4 July 2024 @ 17:00 EEST 

AZ-800T00: Administering Windows Server Hybrid Core Infrastructure

Jul 22

22 July 2024 @ 09:00 - 25 July 2024 @ 17:00 EEST 


AZ-801T00: Configuring Windows Server Hybrid Advanced Services

Aug 5

5 August 2024 @ 09:00 - 8 August 2024 @ 17:00 EEST 

AZ-800T00: Administering Windows Server Hybrid Core Infrastructure

Aug 26

26 August 2024 @ 09:00 - 29 August 2024 @ 17:00 EEST 

AZ-801T00: Configuring Windows Server Hybrid Advanced Services

Sep 2

2 September 2024 @ 09:00 - 5 September 2024 @ 17:00 EEST 

AZ-800T00: Administering Windows Server Hybrid Core Infrastructure

[View Calendar](#)

For more information, use the contact form.

We will contact you to confirm the dates.